



Reducing the Risk of Choking in Young Children at Mealtimes

Children **under the age of 4** are at a high risk of choking while eating. Young children are still learning how to chew food properly, and they often swallow the food whole. Their small airways can become easily blocked.

You can help reduce children's risk of choking when eating by preparing food in certain ways, such as cutting food into small pieces and cooking hard food, like carrots, until it is soft enough to pierce with a fork. **Remember, always supervise children during meals and snacks.**



Prepare Foods So They Are Easy to Chew

You can make eating safer for young children by following the tips below:


- Cook or steam hard food, like carrots, until it is soft enough to pierce with a fork.
- Remove seeds, pits, and tough skins/peels from fruits and vegetables.
- Finely chop foods into thin slices, strips, or small pieces (no larger than ½ inch), or grate, mash, or puree foods. This is especially important when serving raw fruits and vegetables, as those items may be harder to chew.
- Remove all bones from fish, chicken, and meat before cooking or serving.
- Grind up tough meats and poultry.

Cut Round Foods Into Smaller Pieces

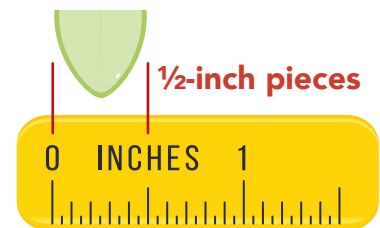
Small round foods such as grapes, cherries, cherry tomatoes, and melon balls are common causes of choking.



Slice these items in half lengthwise.



Then slice into smaller pieces (**no larger than ½ inch**) when serving them to young children.



Avoid Choking Hazards


To help prevent choking, do not serve small (marble-sized), sticky, or hard foods that are difficult to chew and easy to swallow whole, including:

- Cheese cubes or blocks. Grate or thinly slice cheese before serving.
- Chewing gum*
- Dried fruit
- Gummy fruit snacks*
- Hard candy, including caramels, cough drops, jelly beans, lollipops, etc.*
- Hard pretzels and pretzel chips
- Ice cubes*
- Marshmallows*
- Nuts and seeds, including breads, crackers, and cereals that contain nuts and seeds
- Popcorn
- Spoonfuls of peanut butter or other nut butters. Spread nut butters thinly on other foods (e.g., toast, crackers, etc.). Serve only creamy, not chunky, nut butters.
- Whole round or tube-shaped foods such as grapes, cherry tomatoes, cherries, raw carrots, sausages, and hot dogs

*Not creditable in the Child Nutrition Programs, including the Child and Adult Care Food Program (CACFP), National School Lunch Program and School Breakfast Program, and Summer Food Service Program.

Cut Tube-shaped Foods Into Smaller Pieces

Cut tube-shaped foods, such as baby carrots, string cheese, hot dogs, etc., into short strips rather than round pieces.




In addition to the foods listed, **avoid serving foods that are as wide around as a nickel**, which is about the size of a young child's throat.



Teach Good Eating Habits

Sit and eat with children at meals and snacks. Remind children to take small bites of food and swallow between bites. Eating together may help you quickly spot a child who might be choking. Other tips to help prevent choking while eating include:

- Only providing foods as part of meals and snacks served at a dining table or high chair. When serving infants, do not prop the bottle up on a pillow or other item for the baby to feed him or herself.
- Allowing plenty of time for meals and snacks.
- Making sure children are sitting upright while eating.
- Reminding children to swallow their food before talking or laughing.
- Modeling safe behavior for children to follow, including eating slowly, taking small bites, and chewing food completely before swallowing.
- Encouraging older children to serve as role models for younger children as well. All children should avoid playing games with food, as that may lead to an increased risk of choking.



For more information, see [FNS.USDA.gov](https://www.fns.usda.gov).

Try It Out!

How can you prepare and serve the following foods to reduce the risk of choking?

1 Whole baby carrots

2 Whole grapes

3 Peanut butter

4 Block of cheddar cheese

1. Cut carrots lengthwise into thin strips (not circles). You could also cook carrots until soft, or cut into small pieces no larger than ½ inch.
2. Cut grapes in half lengthwise, then cut into smaller pieces no larger than ½ inch.
3. Spread peanut butter thinly on small pieces of toast, crackers, etc. Do not serve spoonfuls of peanut butter.
4. Grate or thinly slice the cheese. Do not serve cheese cubes.

Answer Key