

2026 State of CACFP



The Child and Adult Care Food Program (CACFP) combats hunger and brings healthy foods to tables across the country for children in child care centers, homes, emergency shelters and afterschool programs, as well as adults in day care. Nationwide, these operators serve nutritious meals and snacks to over 4.7 million children and adults in care settings. Below is a breakdown of the reach of the CACFP in each State and U.S. Territory.

CACFP Participation and Reach in FY2024 by State

| State/Territory | Average Daily Attendance | Meals Served | Cash Payments |
|----------------------|--------------------------|---------------|---------------|
| Alabama | 43,282 | 23,069,960 | 50,202,125 |
| Alaska | 6,223 | 2,514,230 | 6,873,944 |
| Arizona | 54,840 | 29,085,880 | 61,479,223 |
| Arkansas | 55,803 | 28,315,137 | 56,082,614 |
| California | 672,992 | 205,789,724 | 561,367,277 |
| Colorado | 34,298 | 15,586,851 | 27,999,511 |
| Connecticut | 27,805 | 10,020,308 | 21,526,016 |
| Delaware | 39,465 | 8,675,871 | 17,903,954 |
| District of Columbia | 20,851 | 3,857,303 | 10,043,241 |
| Florida | 296,909 | 154,178,619 | 343,843,513 |
| Georgia | 130,174 | 68,535,944 | 140,469,766 |
| Guam | 653 | 361,786 | 625,038 |
| Hawaii | 7,859 | 4,074,135 | 6,546,268 |
| Idaho | 8,315 | 3,618,081 | 6,459,269 |
| Illinois | 127,287 | 78,257,275 | 161,810,157 |
| Indiana | 80,807 | 29,646,765 | 55,651,527 |
| Iowa | 34,310 | 19,434,127 | 25,530,136 |
| Kansas | 38,623 | 18,931,105 | 29,439,727 |
| Kentucky | 66,479 | 27,554,567 | 54,494,110 |
| Louisiana | 83,559 | 36,054,079 | 84,017,053 |
| Maine | 9,390 | 4,312,807 | 7,723,834 |
| Maryland | 74,503 | 22,155,491 | 47,101,055 |
| Massachusetts | 72,015 | 32,379,111 | 68,014,365 |
| Michigan | 59,079 | 33,972,983 | 66,802,841 |
| Minnesota | 85,642 | 37,649,269 | 64,625,455 |
| Mississippi | 39,341 | 20,587,614 | 43,747,934 |
| Missouri | 200,192 | 30,624,826 | 63,954,214 |
| Montana | 10,516 | 5,424,451 | 9,195,655 |
| Nebraska | 31,735 | 16,605,893 | 25,850,331 |
| Nevada | 18,962 | 6,435,926 | 16,332,190 |
| New Hampshire | 7,882 | 2,838,011 | 3,512,451 |
| New Jersey | 99,588 | 43,173,399 | 108,696,923 |
| New Mexico | 37,791 | 17,690,749 | 36,561,357 |
| New York | 256,032 | 106,160,395 | 241,691,973 |
| North Carolina | 119,833 | 57,219,147 | 103,126,084 |
| North Dakota | 13,693 | 7,670,717 | 9,492,728 |
| Ohio | 96,682 | 48,543,324 | 96,426,433 |
| Oklahoma | 57,643 | 28,935,745 | 64,125,069 |
| Oregon | 32,563 | 11,541,687 | 25,747,455 |
| Pennsylvania | 120,249 | 59,469,924 | 123,692,707 |
| Puerto Rico | 16,236 | 8,878,013 | 30,059,964 |
| Rhode Island | 8,729 | 3,520,809 | 7,397,373 |
| South Carolina | 41,279 | 17,736,182 | 38,570,204 |
| South Dakota | 9,719 | 4,727,806 | 6,498,351 |
| Tennessee | 69,810 | 30,689,526 | 64,251,979 |
| Texas | 1,046,677 | 203,370,360 | 487,348,039 |
| Utah | 29,738 | 15,815,535 | 30,037,493 |
| Vermont | 8,958 | 2,464,574 | 4,553,138 |
| Virginia | 92,595 | 32,854,009 | 56,111,504 |
| Virgin Islands | 549 | 258,539 | 878,439 |
| Washington | 55,018 | 25,079,655 | 43,242,932 |
| West Virginia | 22,906 | 9,332,426 | 18,275,762 |
| Wisconsin | 41,970 | 19,816,838 | 30,975,950 |
| Wyoming | 6,188 | 2,720,116 | 3,982,120 |
| TOTAL | 4,724,230 | 1,738,217,604 | 3,770,968,769 |

U.S. Department of Agriculture, Food and Nutrition Services, Financial Management, Budget Division, Program Data Branch (2025, June), Program Information Report (KEYDATA), U.S. Summary, FY 2024 - FY 2025.

Nationwide Reach of CACFP



4.7 million children and adults served daily
162 million meals and snacks served annually



45k Child Care Centers



69k Family Child Care Homes



4k Adult Care Centers



28k At-Risk Afterschool



512 Sponsoring Organizations



321 Emergency Shelters



cacfp.org | JAN26
CACFP is an indicator of quality care.
This institution is an equal opportunity provider.

CACFP by State

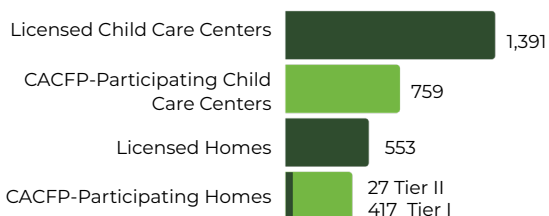


Charts below indicate the number of Licensed Child Care Centers and Licensed Family Child Care Homes compared to the number of Child Care Centers and Homes participating in the CACFP by State.

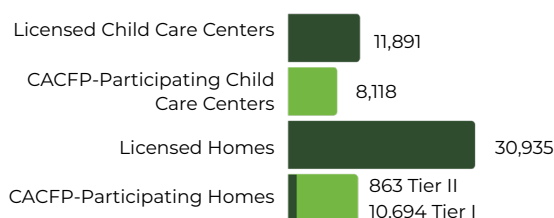
It is important to note that licensed-exempt (alternately approved) homes are not included in the number of Licensed Homes, but are included in the number of CACFP participating homes. Therefore, the data may not be fully representative of the ratio of Homes to CACFP participation in States that allow licensed-exempt providers to participate in CACFP.

It is also necessary to contextualize the child care center data with the understanding that not every Licensed Child Care Center is eligible to participate in CACFP, if they are a for-profit that has less than 25% of enrolled children eligible for Free or Reduced-Price meals. So, while it may appear that a large percentage of Licensed Child Care Centers are selecting not to participate in CACFP, it may be because they are ineligible to participate and don't have access to the program.

CACFP in Alabama



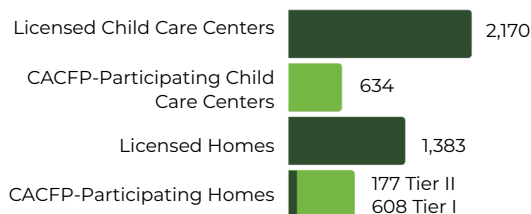
CACFP in California



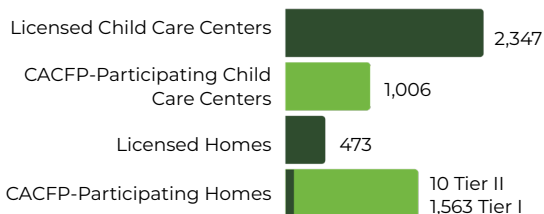
CACFP in Alaska



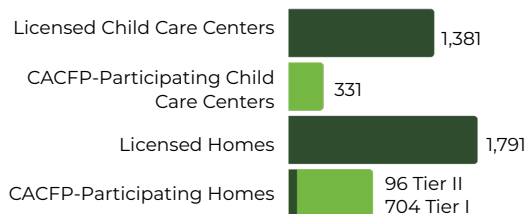
CACFP in Colorado



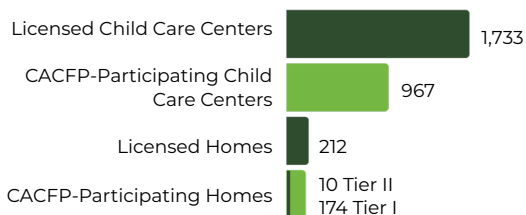
CACFP in Arizona



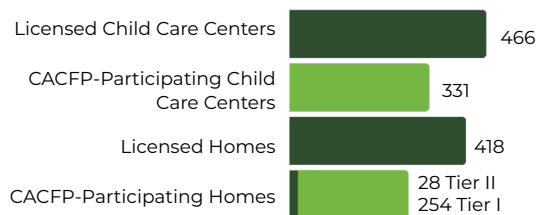
CACFP in Connecticut



CACFP in Arkansas

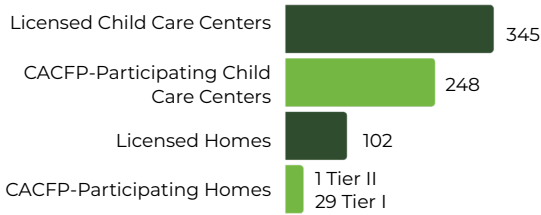


CACFP in Delaware

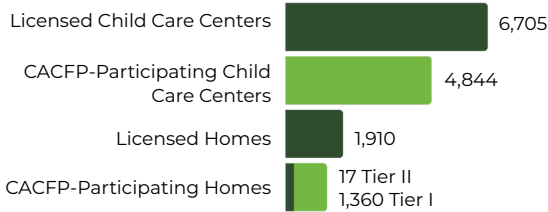


CACFP by State

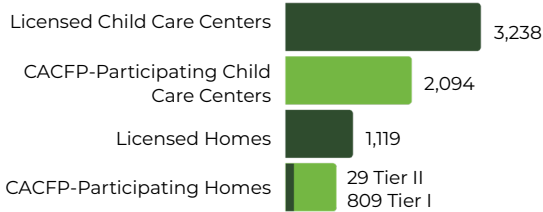
CACFP in District of Columbia



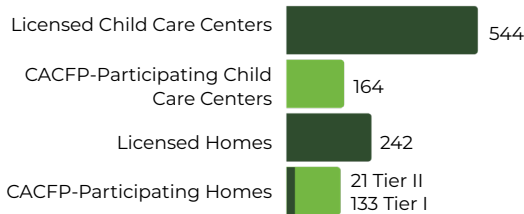
CACFP in Florida



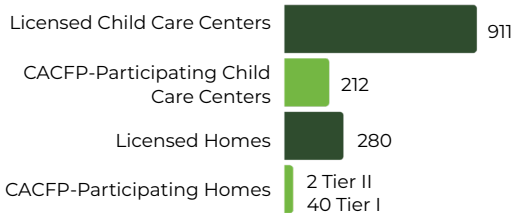
CACFP in Georgia



CACFP in Hawaii




CACFP in Idaho



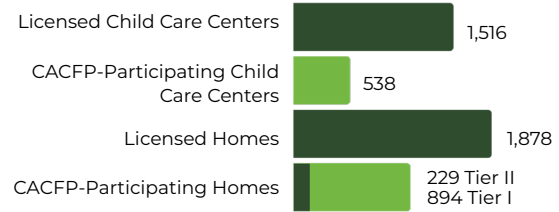
CACFP in Illinois*



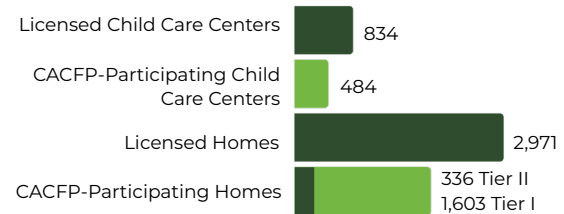
CACFP in Indiana*



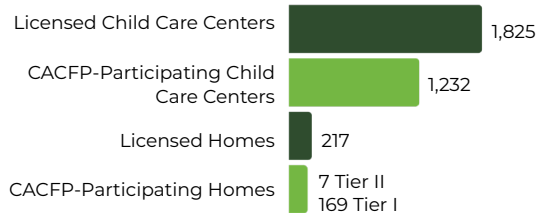
CACFP in Iowa



CACFP in Kansas

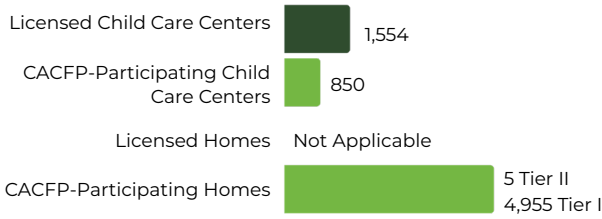


CACFP in Kentucky

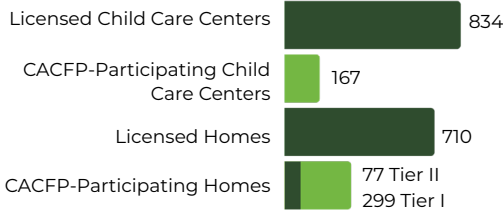


CACFP by State

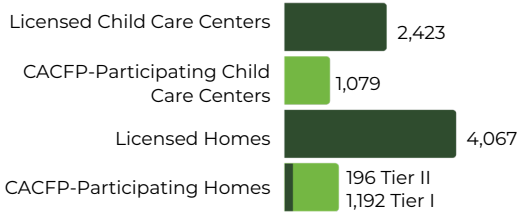
CACFP in Louisiana



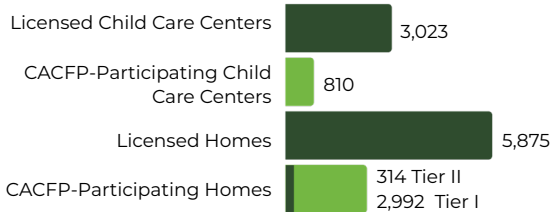
CACFP in Maine



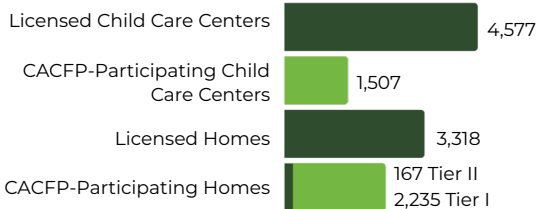
CACFP in Maryland



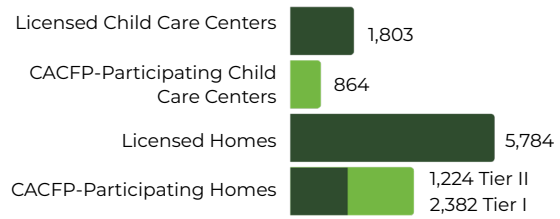
CACFP in Massachusetts



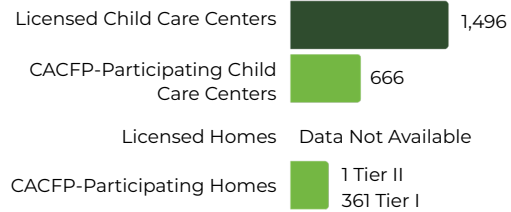
CACFP in Michigan



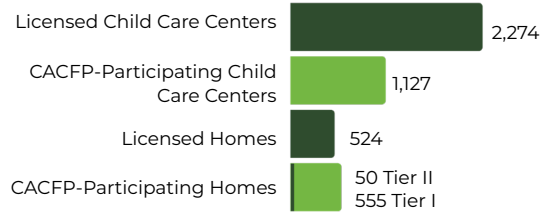
CACFP in Minnesota



CACFP in Mississippi



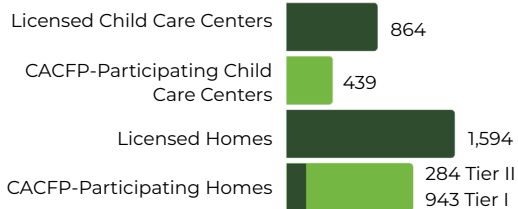
CACFP in Missouri



CACFP in Montana

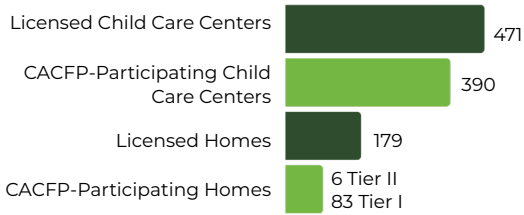


CACFP in Nebraska

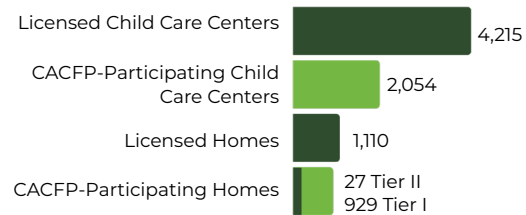


CACFP by State

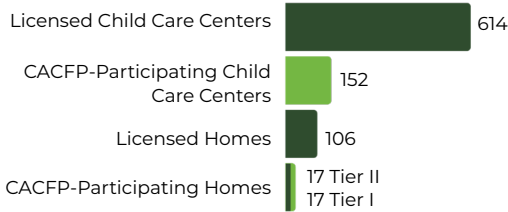
CACFP in Nevada



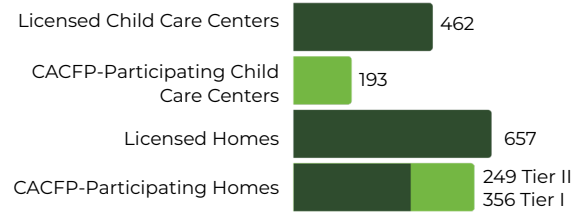
CACFP in North Carolina



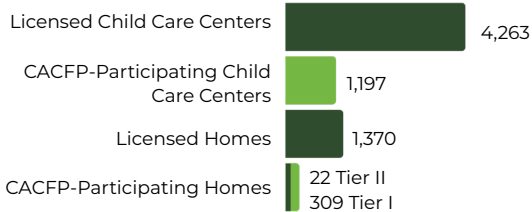
CACFP in New Hampshire



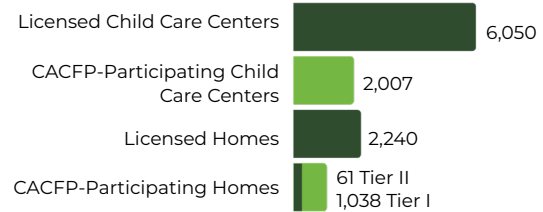
CACFP in North Dakota



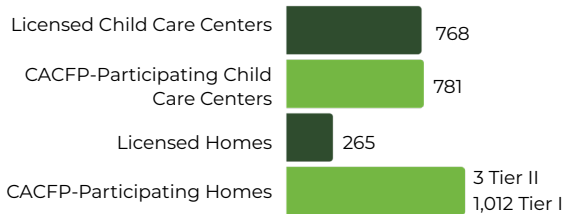
CACFP in New Jersey



CACFP in Ohio



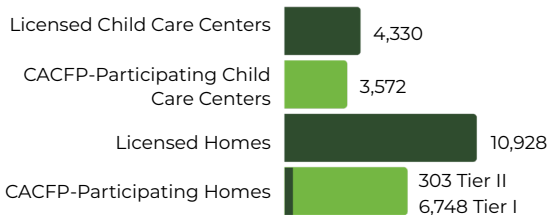
CACFP in New Mexico*



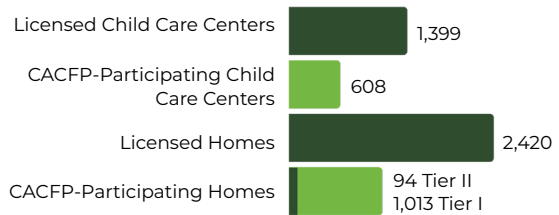
CACFP in Oklahoma



CACFP in New York

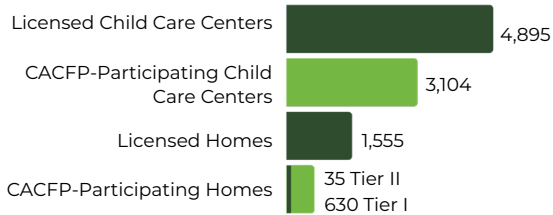


CACFP in Oregon

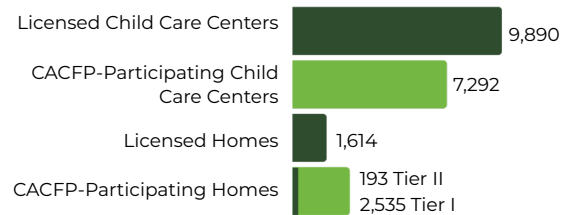


CACFP by State

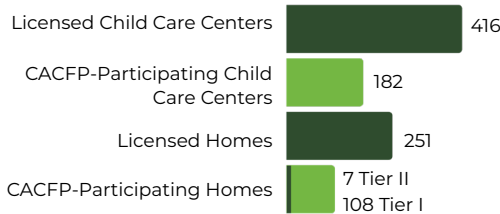
CACFP in Pennsylvania



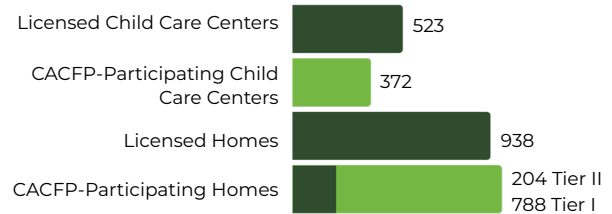
CACFP in Texas



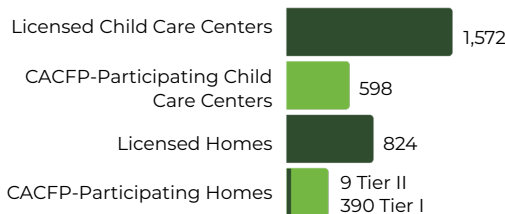
CACFP in Rhode Island



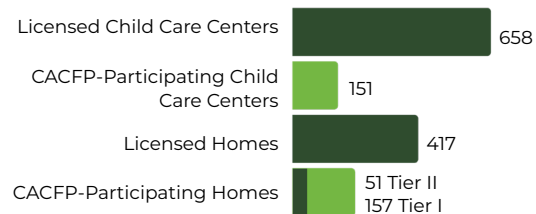
CACFP in Utah



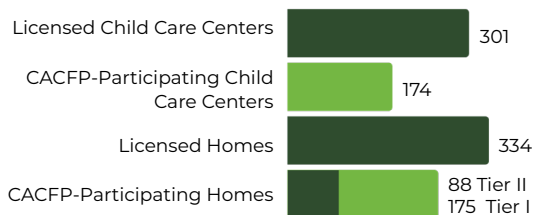
CACFP in South Carolina



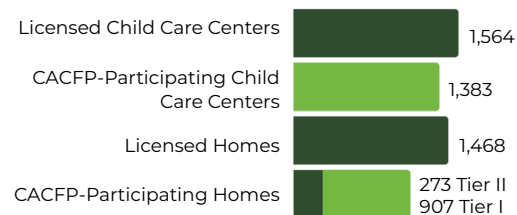
CACFP in Vermont



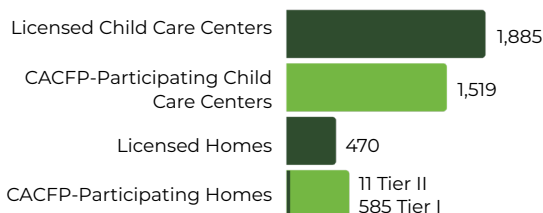
CACFP in South Dakota



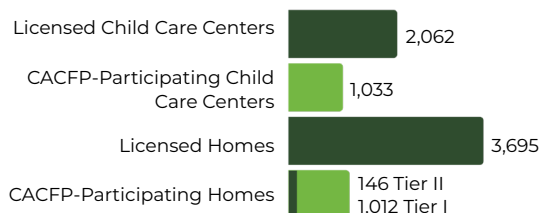
CACFP in Virginia



CACFP in Tennessee

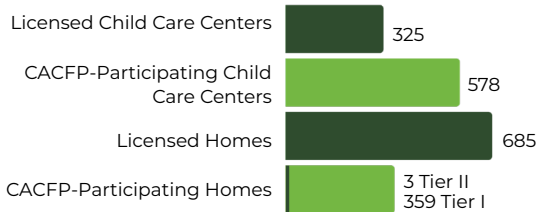


CACFP in Washington

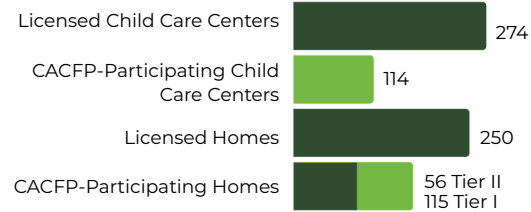


CACFP by State

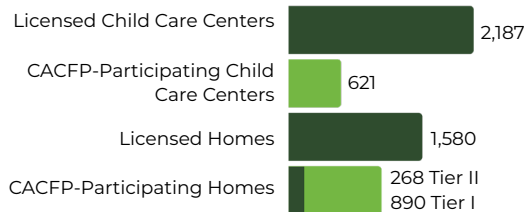
CACFP in West Virginia*



CACFP in Wyoming



CACFP in Wisconsin



CACFP in the United States

